









ONBOARDING JOURNEY

Our dedicated approach to implementation gets your business up and running on Flock in just 10 days



DAY 1: PREPARE

We prepare your custom use case in Flock by ensuring every team member, user group, role permission, and workflow is mapped, migrated, and accounted for.


-  **Migrate user groups**
-  **Configure admin panel**
-  **Build custom fields**
-  **Integrate business apps**
-  **Automate workflows**



DAY 3: INVITE

Once the migration is complete, we start inviting senior leaders, team admins, and other key stakeholders onboard to begin formal training sessions.

- 📞 Provide status updates
- 📞 Pre-populate channels
- 📞 Invite team admins
- 📞 Invite key stakeholders
- 📞 Invite all employees



DAY 5: TRAIN

Flock is exceptionally user friendly, but our in-depth training sessions go a long way in making sure every team member knows how to use Flock like a pro.

- 📞 Full product overview
- 📞 Master the admin panel
- 📞 Understanding Flock OS
- 📞 Full-scope user training
- 📞 API deep dive



DAY 10: SUPPORT

We provide ongoing customer support directly in Flock, along with video calls, tutorials, and online workshops specific to your company's use case.

- 📞 Dedicated account manager
- 📞 24/7 customer support
- 📞 Intro to Partner Program
- 📞 Intro to Knowledge Base
- 📞 Follow up and feedback



10-Day Onboarding Journey

SUCCESSFUL IMPLEMENTATION TIMELINE

TASKS

DAY 1

DAY 3

DAY 5

DAY 10

USER LISTS & ADMINS



INTEGRATIONS & CUSTOM FIELDS



ROLES & RIGHTS MANAGEMENT



INVITATION TO FLOCK &
ONBOARDING STATUS UPDATES



ADMIN CONSOLE
FLOCK OS & API DEEP DIVE



SUPPORT & FOLLOW UP





ONBOARDING JOURNEY

Our dedicated approach to implementation gets your business up and running on Flock in just 10 days



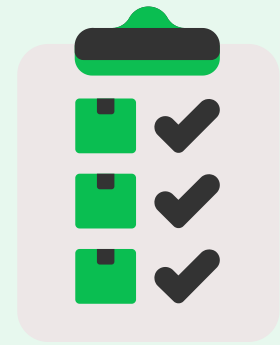
sales@flock.com



Boston, Mumbai
& Bangalore




flock.com



DAY 1: PREPARE

We prepare your custom use case in Flock by ensuring every team member, user group, role permission, and workflow is mapped, migrated, and accounted for.


- Migrate user groups**
- Configure admin panel**
- Build custom fields**
- Integrate business apps**
- Automate workflows**



DAY 3: INVITE

Once the migration is complete, we start inviting senior leaders, team admins, and other key stakeholders onboard to begin formal training sessions.

- Provide status updates
- Pre-populate channels
- Invite team admins
- Invite key stakeholders
- Invite all employees



DAY 5: TRAIN

Flock is exceptionally user friendly, but our in-depth training sessions go a long way in making sure every team member knows how to use Flock like a pro.

- Full product overview
- Master the admin panel
- Understanding Flock OS
- Full-scope user training
- API deep dive



DAY 10: SUPPORT

We provide ongoing customer support directly in Flock, along with video calls, tutorials, and online workshops specific to your company's use case.

- Dedicated account manager
- 24/7 customer support
- Intro to Partner Program
- Intro to Knowledge Base
- Follow up and feedback



10-Day Onboarding Journey


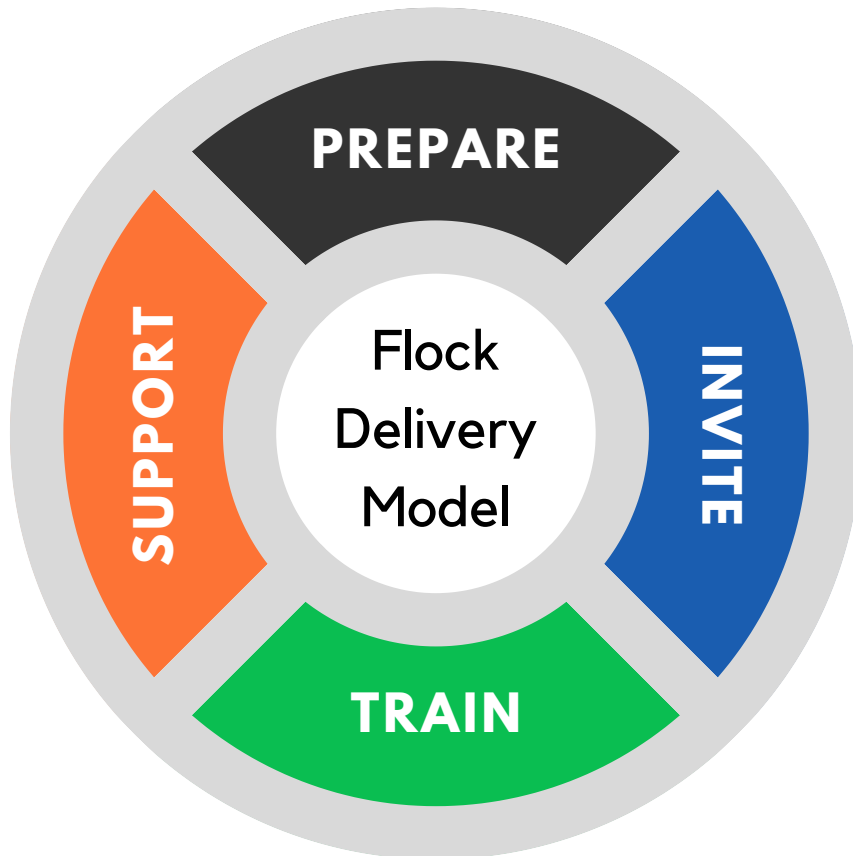
SUCCESSFUL IMPLEMENTATION TIMELINE

TASKS	DAY 1	DAY 3	DAY 5	DAY 10
USER LISTS & ADMINS				
INTEGRATIONS & CUSTOM FIELDS				
ROLES & RIGHTS MANAGEMENT				
INVITATION TO FLOCK & ONBOARDING STATUS UPDATES				
ADMIN CONSOLE FLOCK OS & API DEEP DIVE				
SUPPORT & FOLLOW UP				








ONBOARDING JOURNEY

Our dedicated approach to implementation gets your business up and running on Flock in just 10 days



DAY 1: PREPARE

We prepare your custom use case in Flock by ensuring every team member, user group, role permission, and workflow is mapped, migrated, and accounted for.

-  **Migrate user groups**
-  **Configure admin panel**
-  **Build custom fields**
-  **Integrate business apps**
-  **Automate workflows**



DAY 3: INVITE

Once the migration is complete, we start inviting senior leaders, team admins, and other key stakeholders onboard to begin formal training sessions.


 Provide status updates

 Pre-populate channels

 Invite team admins

 Invite key stakeholders

 Invite all employees



DAY 5: TRAIN

Flock is exceptionally user friendly, but our in-depth training sessions go a long way in making sure every team member knows how to use Flock like a pro.

 Full product overview

 Master the admin panel

 Understanding Flock OS

 Full-scope user training

 API deep dive



DAY 10: SUPPORT

We provide ongoing customer support directly in Flock, along with video calls, tutorials, and online workshops specific to your company's use case.

 Dedicated account manager

 24/7 customer support

 Intro to Partner Program

 Intro to Knowledge Base

 Follow up and feedback



10-Day Onboarding Journey

SUCCESSFUL IMPLEMENTATION TIMELINE

